

Support Requirements

Rubbermaid Arms ship assembled and are engineered to reduce cost of ownership through minimal installation requirements and serviceability.

Easy to Install

- ✓ Product arrives assembled
- ✓ Set plate with marked measurement simplifies track installation



Easy to Integrate technology

- ✓ Technology Box secures and conceals select CPU's to improve aesthetics
- ✓ Pre-wired hospital grade power strip with 3 outlets
- ✓ Pre-wired USB extension to keyboard drawer



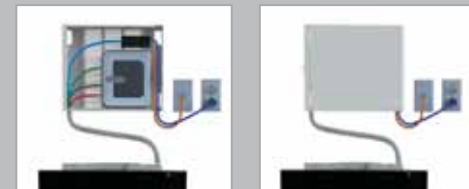
- ✓ Dedicated channels for cable management conceal and organize excess cable



Tandem Arm™

- Cables route through side channels – Technology Box – arms – out to wall on Tandem models

- Cables route through side channels – Technology Box – out to wall on Slim Line models



Slim Line

Easy to Maintain

- ✓ Single key for Technology Box enables easy fleet management
- ✓ Pre-wired power and USB extension simplify replacement of CPU and Keyboard
- ✓ Internal cables and smooth surface improve cleanability
- ✓ End user access to CPU power eliminates unnecessary trouble tickets



Quick Reference Guide Premium Tandem Arm™ Wall Mounted Workstation




comfortable handles and actuator



lighted work surface




keyboard drawer extension



LCD access pack



monitor adjustment



maximum range of motion

Clinical Presence

The Rubbermaid Arms are designed to promote a professional appearance specific to healthcare environments with internal cable management, concealed technology, and neutral color pallet.

- Best-in-class wall footprint and appearance when stowed
- Smooth surfaces are easy to clean for improved infection control
- Integrated storage of select CPU's improves aesthetics and security
- Dedicated channels for cable management improve installation and conceal unsightly cables

Usability

Best in class ergonomics, smooth surfaces, and dedicated comfort grips improve clinician interaction with the product and encourage bedside use of EMR.

- Generous 21.5" w x 11" d work surface with spill retaining lip for supplies and medications
- Task light with auto shut-off illuminates the work surface for nighttime use
- Keyboard drawer extension with integrated wrist rest reduces strain
- Locked position height adjustability ensures stability and eliminates "creep"
- LCD access pack organizes essential supplies for medication administration including medication cups, medical tape, and alcohol wipes
- 5" of individual monitor height adjustment

Patient Interaction

Intuitive and simple adjustments over a wide range of motion allow clinicians to achieve eye contact with patients when using EMR software.

- Dual pivot points maximize rotational range of motion
- Dual handles provide comfort grip for stable movement and adjustability
- 15" of locked position height adjustment with comfort grip actuator to facilitate sit to stand interaction



Customize the solution that best fits your needs using the online product configurator at www.rubbermaidmedical.com

Increasing the capacity to care.™